

Reaching Home: Canada's Homelessness Strategy

Community Homelessness Report

YELLOWKNIFE

2019-2021

TEMPLATE FOR COMMUNITIES

SECTION 1: COMMUNITY CONTEXT

Overview

1.1 Highlight any efforts and/or issues related to the work that your community has done to **prevent and/or reduce homelessness** over the last two years.

The Community Entity has provided funding for Prevention and Shelter Diversion through Reaching Home to the YWCA who has paid for Individuals at imminent risk of homelessness rental/utility arrears and emergency one time assistance. The CE is on track and on its way to achieving the expected results of the agreement, which are to invest Reaching Home funds based on the priorities of the CAB, implement coordinated access, and overall reduce and prevent homelessness in the community.

1.2 Highlight efforts and/or issues related to the work of **increasing access to safe, adequate housing** in your community over the last two years.

The Community Entity has been providing funding to Youth, Adult and Family Housing First Programs, and supports for individual/families experiencing or at imminent risk of homelessness. There is a massive issue with housing stock in Yellowknife; there is no new or additional housing currently in the works in Yellowknife. CAB members, including the Mayor, have committed to advocate for additional housing stock in Yellowknife for individuals experiencing or at imminent risk of homelessness in Yellowknife.

1.3 What impact has COVID-19 had on your community's progress with designing and implementing Coordinated Access and a Homelessness Management Information System (HMIS)?

Covid 19 has impacted our implementation of our Coordination Access plan. We put the implementation on hold for a year as we navigated through the pandemic. We are now, this spring, setting up the Coordinated Access committee and getting the work started. We are still hoping to reach the March 31, 2022 deadline. Our Homeless Resource Coordinator continues to work closely with the YWCA, YKWS and other local organizations receiving Reaching Home funding on an ongoing basis. When fully developed, coordinated access will also contribute to reducing and preventing homelessness in Yellowknife by maintaining a by-name list and ensuring community organizations are working together cohesively. The CE has hired a Homelessness Resource Coordinator that will take on HIFIS and work with local service providers on coordinated access. Going forward, Yellowknife will now have access to support from CAEH as part of the funding agreement between ESDC and CAEH.

Collaboration between Indigenous and Non-Indigenous Organizations

<p>1.4 a) With respect to the design and implementation of Coordinated Access and a Homelessness Management Information System (HMIS), has there been collaboration between local Indigenous and non-Indigenous organizations and, where applicable, the Indigenous Community Advisory Board (CAB)?</p>	<p>Yes</p>
---	------------

b) Describe how this collaboration was undertaken and how it impacted the design and implementation of Coordinated Access and/or the HMIS. How will it be strengthened in the future?

Yellowknife's CAB includes members from the Arctic Indigenous Wellness Foundation, Dene Nation, two members with lived or living experience, a member of the community who had been directly impacted by a family member experiencing homelessness as well as an Indigenous Counsellor. All CAB members listed above are Indigenous. Reaching Home funded programs also have representatives who are active members of the committee including the YWCA, Yellowknife Women's Society and SideDoor/Home Base, as well as members from the Territorial Government including departments of Justice, NWT Housing Corporation, and Health and Social Services.

<p>1.5 a) With respect to the completion of the Community Homelessness Report (CHR), was there collaboration between local Indigenous and non-Indigenous organizations and, where applicable, the</p>	<p>No</p>
---	-----------

Indigenous CAB?	
b) Describe the efforts that were taken to collaborate and specific plans to ensure it occurs during next year's CHR process.	
<p>An update was provided to CAB on Friday June 18, 2021. The CE is committed to working with Indigenous partners, including Indigenous members of the CAB.</p>	
1.6 a) Does your community have a separate Indigenous CAB?	No

**SECTION 2: COORDINATED ACCESS AND HOMELESSNESS MANAGEMENT
INFORMATION SYSTEM (HMIS) SELF-ASSESSMENT**

Governance

2.1	Is there a governance model for Coordinated Access and has a Coordinated Access lead organization(s) been identified?	Under development
2.2	Is there a governance model for your HMIS and has a HMIS lead organization(s) been identified?	Yes
2.3	Do all service providers receiving funding through the Designated Communities stream to deliver one or more projects participate in Coordinated Access?	Under development

Homelessness Management Information System (HMIS)

2.4	a) Does your community have an HMIS to manage individual-level data and service provider information for Coordinated Access?	Yes
	b) In your community, is HIFIS the HMIS that is being used or will be used ?	Yes
2.5	Has either a Data Provision Agreement been signed with Employment and Social Development Canada (ESDC) if your community is currently using HIFIS or a Data Sharing Agreement been signed with ESDC if your community is currently using an equivalent HMIS?	Yes
2.6	Do you have a set of local agreements to manage privacy, data sharing and client consent in compliance to municipal, provincial and federal laws?	Yes
2.7	Have you established safeguards to ensure the data collected is secured from unauthorized access?	Yes

Access Points to Service

Access Points to Service

2.8 Are access sites available in some form throughout the DC geographic area so that the Coordinated Access system serves the entire DC geographic area?	Under development
2.9 Are there processes in place to monitor if there is easy and equitable access to the Coordinated Access system and respond to any emerging issues, as appropriate?	Under development
2.10 Are there processes in place that ensure no one is denied access to service due to perceived housing or service barriers?	Under development

Triage and Assessment

2.11 Is the triage and assessment process documented in one or more policies/protocols, including an intake protocol for entering people into the Coordinated Access system and/or HMIS when they (re)connect with an access point?	Not yet started
2.12 Is the same common assessment tool used for all population groups experiencing homelessness (for example, youth, women fleeing violence, Indigenous peoples)?	Yes

Vacancy Matching and Referral

2.13 Is the vacancy matching and referral process documented in one or more policies/protocols, including how vacancies are filled from the Coordinated Access Resource Inventory according to agreed-upon prioritization and referral protocols?	Not yet started
2.14 Are all housing resources funded through the Designated Communities stream identified as part of the Coordinated Access Resource Inventory?	Not yet started
2.15 For each housing resource in the Coordinated Access Resource Inventory, have eligibility requirements been documented?	Not yet started

2.16 For each type of housing resource in the Coordinated Access Resource Inventory, have prioritization criteria and the order in which they will be applied been documented?	Not yet started
--	-----------------

prioritization criteria, and the order in which they will be applied, been documented:	
2.17 Do the vacancy matching and referral policies/protocols specify how individual choice in housing options will be respected (allowing individuals and families to reject a referral without repercussions) and do they include processes specific to dealing with vacancy referral challenges, concerns and/or disagreements (including refusals of referrals)?	Not yet started
2.18 Are vacancies from the Coordinated Access Resource Inventory filled using the list of people waiting for housing resources who are offer-ready (i.e., the unique identifier list filtered to a Priority List)?	Not yet started

SUMMARY

The table below provides a summary of the work your community has done so far to implement Reaching Home’s minimum requirements for Coordinated Access and an HMIS.

Yes	Under development	Not yet started
6	5	7

SUMMARY COMMENT

2.19 Are there particular efforts and/or issues that you would like to highlight for this reporting period related to your

community's work to achieve the Reaching Home minimum requirements? In particular, please describe your community's efforts to set-up or improve the Coordinated Access governance structure, including processes to ensure that policies and protocols as approved by the governance group(s) are being implemented across the system as intended to achieve desired results.

Covid 19 has impacted our implementation of our Coordination Access plan. We put the implementation on hold for a year as we navigated through the pandemic. We are now, this spring, setting up the Coordinated Access sub-committee and have started meeting monthly. We are still hoping to reach the March 31, 2022 deadline. Our Homeless Resource Coordinator continues to work closely with the YWCA, Yellowknife Women's Society (YKWS) and other local organizations receiving Reaching Home funding on an ongoing basis. The Reaching Home funding allowed the Community Entity (CE) to engage CAEH to do an assessment.

PUBLIC ACCESS TO RESULTS

2.20 As outlined in the Directives, communities are required to make results of the CHR publicly available. How will the public have access to the summary results of this CHR? For example, which website will be used to publish the results?

Have access to the summary results of this CRN? If not, for example, which website will be used to publish the results?

City of Yellowknife's public website - <https://www.yellowknife.ca/en/living-here/Homelessness.asp#Reports>

**SECTION 3: COMMUNITY-LEVEL DATA
2019-2020**

Community-Level Data Context

Note: Please answer questions 3.1 to 3.4 in the "Section 3 - 2020-21" tab

3.1	a) Does your community use the Reaching Home definition of chronic homelessness?	Select one
	b) How does your community define chronic homelessness?	
3.2	Does your community update chronic homelessness status over time?	Select one
3.3	a) When your community asks individuals and families where they lived before they became homeless, is the "prior living situation" defined as where they were immediately before homelessness?	Select one
	b) Why is there a possible time gap? How far back could the "prior living situation" apply?	
3.4	Do you have a written policy/protocol that specifies the number of days of inactivity after which state is changed from "active" to "inactive"?	Select one

Step 1. Select Data Source

3.5	Does your community currently have a unique identifier list (a List) that has the following characteristics:	
	3.5.1 Unduplicated information for each individual/household	Not yet
	3.5.2 Contained in one document/database	Not yet
	3.5.3 Includes people experiencing homelessness who are active	Not yet
	3.5.4 Consent given to be on the List	Not yet
3.6	Does the List have any data that can be reported for this reporting period (i.e., April 1, 2019, to March 31, 2020)?	No

Step 2. Define the Data

Step 2: Define the Data

3.7 What is the date range for available data from the List this fiscal report?

• First date in reporting period:

YYYY-MM-DD

• Last date in reporting period:

YYYY-MM-DD

3.8 a) Which household types does the List include? Select all that apply.

- Single adults
- Unaccompanied youth
- Families

b) Does the List include family members like dependents, or just the head of household? Select one

c) Can the List report data by unique individuals? This means that each family member will be reported separately. Select one

Step 3: Report the Data

Step 3: Report the Data

3.9 Complete the Population Groups table below using the date range indicated in Question 3.7.

a) Report the number of unique individuals (or households where not available) who:

Priority Population Groups – Mandatory Reporting	3.9.1 Were homeless (Measures Cumulative Homelessness)	3.9.2 Were new to homelessness (Measures Inflow)	3.9.3 Returned to homelessness from housing (one or more times) (Measures Inflow)	3.9.4 Returned to homelessness from transitional status (one or more times) (Measures Inflow)	3.9.5 Returned to homelessness from unknown status (one or more times) (Measures Inflow)	3.9.6 State changed from inactive to active (one or more times) (Measures Inflow)
Overall homeless						
Chronically homeless						
Indigenous peoples						
Priority Population Groups – Mandatory Reporting			3.9.7 Moved from homelessness to housing (one or more times) (Measures Outflow)	3.9.8 Status changed from homelessness to transitional (one or more times) (Measures Outflow)	3.9.9 Status changed from homelessness to unknown (one or more times) (Measures Outflow)	3.9.10 State changed from active to inactive (one or more times) (Measures Outflow)
Overall homeless						
Chronically homeless						
Indigenous peoples						

b) Do you wish to report on any Additional Population Groups?

No

--	--	--	--	--	--	--

3.10 Complete the Prior Living Situations table below for all individuals (or households where not available) that were homeless for the date range indicated in Question 3.7.

	Public Institutions	Transitional Housing	Permanent Housing	Unknown	Total
New to homelessness					0
Returned to homelessness					0
Total	0	0	0	0	0

**SECTION 3: COMMUNITY-LEVEL DATA
2020-2021**

Community-Level Data Context

3.1 a) Does your community use the Reaching Home definition of chronic homelessness?

Yes

3.2 Does your community update chronic homelessness status over time?

Yes

3.3 a) When your community asks individuals and families where they lived before they became homeless, is the “prior living situation” defined as where they were *immediately* before homelessness?

Yes – there is no time gap

3.4 Do you have a written policy/protocol that specifies the number of days of inactivity after which state is changed from “active” to “inactive”?

Not yet

Step 1. Select Data Source

3.5 Does your community currently have a unique identifier list (a List) that has the following characteristics:

3.5.1 Unduplicated information for each individual/household	Not yet
3.5.2 Contained in one document/database	Not yet
3.5.3 Includes people experiencing homelessness who are active	Not yet
3.5.4 Consent given to be on the List	Not yet

3.6 Does the List have any data that can be reported for this reporting period (i.e., April 1, 2020, to March 31, 2021)? No

Step 2. Define the Data

3.7 What is the date range for available data from the List this fiscal report?

- First date in reporting period:
- Last date in reporting period:

3.8 a) Which household types does the List include? Select all that apply.

- Single adults
- Unaccompanied youth
- Families

b) Does the List include family members like dependents, or just the head of household? Select one

c) Can the List report data by unique individuals? This means that each family member will be reported separately. Select one

Step 3. Report the Data

3.9 Complete the Population Groups table below using the date range indicated in Question 3.7.

a) Report the number of unique individuals (or households where not available) who:

Priority Population Groups – Mandatory Reporting	3.9.1 Were homeless (Measures Cumulative Homelessness)	3.9.2 Were new to homelessness (Measures Inflow)	3.9.3 Returned to homelessness from housing (one or more times) (Measures Inflow)	3.9.4 Returned to homelessness from transitional status (one or more times) (Measures Inflow)	3.9.5 Returned to homelessness from unknown status (one or more times) (Measures Inflow)	3.9.6 State changed from inactive to active (one or more times) (Measures Inflow)
Overall homeless						
Chronically homeless						
Indigenous peoples						
Priority Population Groups – Mandatory Reporting			3.9.7 Moved from homelessness to housing (one or more times) (Measures Outflow)	3.9.8 Status changed from homelessness to transitional (one or more times) (Measures Outflow)	3.9.9 Status changed from homelessness to unknown (one or more times) (Measures Outflow)	3.9.10 State changed from active to inactive (one or more times) (Measures Outflow)
Overall homeless						
Chronically homeless						
Indigenous peoples						

b) Do you wish to report on any Additional Population Groups?

Select one

Additional Population	3.9.3 Returned to	3.9.4 Returned to	3.9.5 Returned to	3.9.6 State changed from

Population Groups – Optional Reporting	3.9.1 Were homeless (Measures Cumulative Homelessness)	3.9.2 Were new to homelessness (Measures Inflow)	homelessness from housing (one or more times) (Measures Inflow)	homelessness from transitional status (one or more times) (Measures Inflow)	homelessness from unknown status (one or more times) (Measures Inflow)	inactive to active (one or more times) (Measures Inflow)
Select one						
Select one						
Select one						
Select one						
Select one						
<i>Other</i>						
Additional Population Groups – Optional Reporting			3.9.7 Moved from homelessness to housing (one or more times) (Measures Outflow)	3.9.8 Status changed from homelessness to transitional (one or more times) (Measures Outflow)	3.9.9 Status changed from homelessness to unknown (one or more times) (Measures Outflow)	3.9.10 State changed from active to inactive (one or more times) (Measures Outflow)
Select one						
Select one						
Select one						
Select one						
Select one						
<i>Other</i>						
(Optional) Please insert comment here						
c) Please provide the definition(s) your community uses for each Additional Population Group.						
Please insert definitions here						

3.10 Complete the Prior Living Situations table below for all individuals (or households where not available) that were homeless for the date range indicated in Question 3.7.

	Public Institutions	Transitional Housing	Permanent Housing	Unknown	Total
New to homelessness					0
Returned to homelessness					0
Total	0	0	0	0	0

SECTION 4: COMMUNITY-LEVEL OUTCOMES

Your answers in Section 3 indicate that your community currently has a unique identifier list. This will be called the List in this section.

Step 1. Confirm List Comprehensiveness

4.1	Is the List updated on a regular basis, monthly at minimum?	Select one
4.2	Does the List only currently include information about people experiencing chronic homelessness?	Select one
4.3	Does the List include individuals and families served through outreach to all locations (hotspots) across the community where people are living unsheltered (i.e., staying in places not meant for human habitation)?	Select one
4.4	Does the List include individuals and families across the community staying in all shelters for people experiencing homelessness (e.g., emergency shelters, hostels, hotel/motel stays paid for by a service provider)?	Select one
4.5	Does the List include individuals and families across the community staying in transitional housing?	Select one
4.6	Does the List include individuals experiencing homelessness across the community staying in institutions (e.g., jail or hospital)? (Note that if the stay exceeds your inactivity policy, their state on the List changes to inactive.)	Select one
4.7	Does the List include individuals and families across the community who are experiencing hidden homelessness?	Select one
4.8	Is the total number of people on the List served through outreach and in shelters as of March 31, 2021, higher than the number of people who were <i>unsheltered</i> or <i>in shelter</i> according to your most recent Point-in-Time (PiT) Count?	Select one
4.9	Consider your answers to Questions 4.1 to 4.8. In your opinion, does your List include all of the individuals and families experiencing homelessness in your community, as much as is possible right now?	Select one

Step 2. Define the Data Set

4.10 Did you have the List in place on or before April 1, 2019?	Select one
4.11 Did you have the List in place on or before April 1, 2020?	Select one

[Large gray area for data entry]

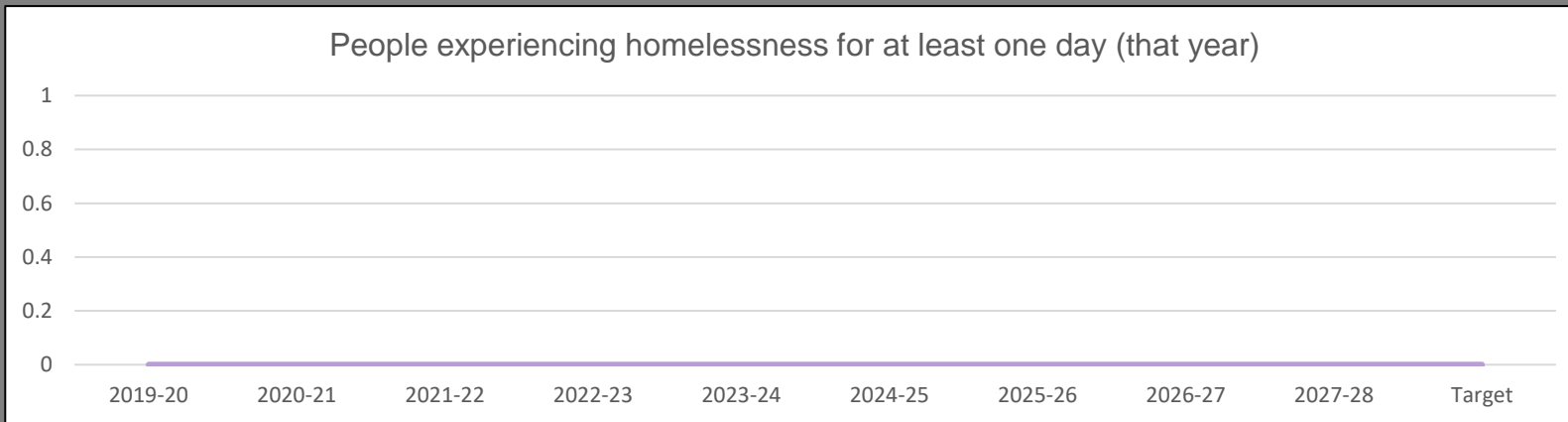
Step 3. Report the Data

CORE OUTCOMES

4.12 - Outcome # 1: Fewer people experience homelessness overall (homelessness is reduced overall)

Given your answers in Steps 1 and 2, you can report annual result(s) for Outcome #1. Where applicable, add a target for 2027-28 in the far right box.

	2019-20	2020-21	2021-22	2022-23	2023-24	2024-25	2025-26	2026-27	2027-28	Target
People experiencing homelessness for at least one day (that year)										



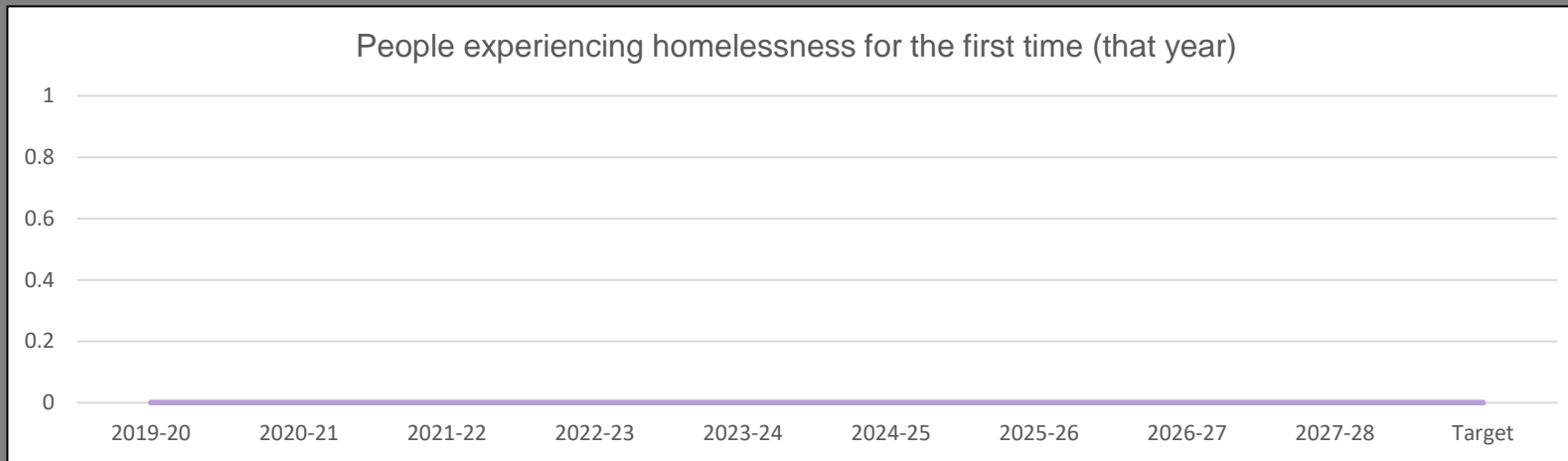
Please insert comment here

4.13 - Outcome #2: Fewer people experience homelessness for the first time (new inflows into homelessness are reduced)

Given your answers in Steps 1 and 2, you can report annual result(s) for Outcome #2. Where applicable, add a target for 2027-

28 in the far right box.

	2019-20	2020-21	2021-22	2022-23	2023-24	2024-25	2025-26	2026-27	2027-28	Target
People experiencing homelessness for the first time (that year)										

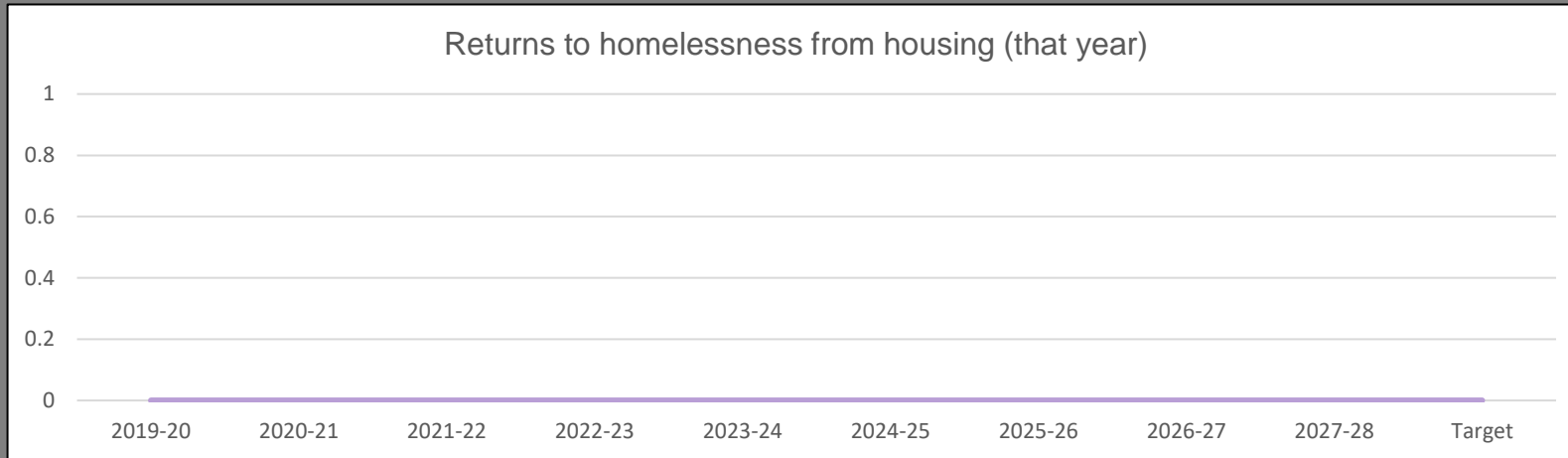


Please insert comment here

4.14 - Outcome #3: Fewer people return to homelessness from housing (returns to homelessness are reduced)

Given your answers in Steps 1 and 2, you can report annual result(s) for Outcome #3. Where applicable, add a target for 2027-28 in the far right box.

	2019-20	2020-21	2021-22	2022-23	2023-24	2024-25	2025-26	2026-27	2027-28	Target
Returns to homelessness from housing (that year)										

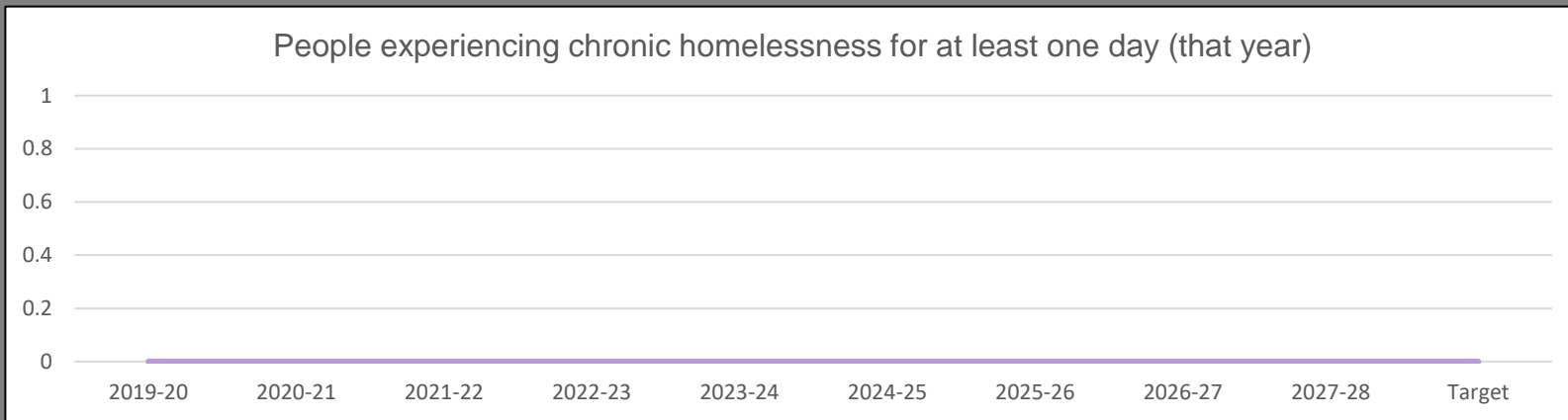


Please insert comment here

4.15 - Outcome #4: Fewer Indigenous peoples experience homelessness (Indigenous homelessness is reduced)

Given your answers in Steps 1 and 2, you can report annual result(s) for Outcome #4. Where applicable, add a target for 2027-28 in the far right box.

People experiencing chronic homelessness for at least one day (that year)											0
---	--	--	--	--	--	--	--	--	--	--	---



Please insert comment here

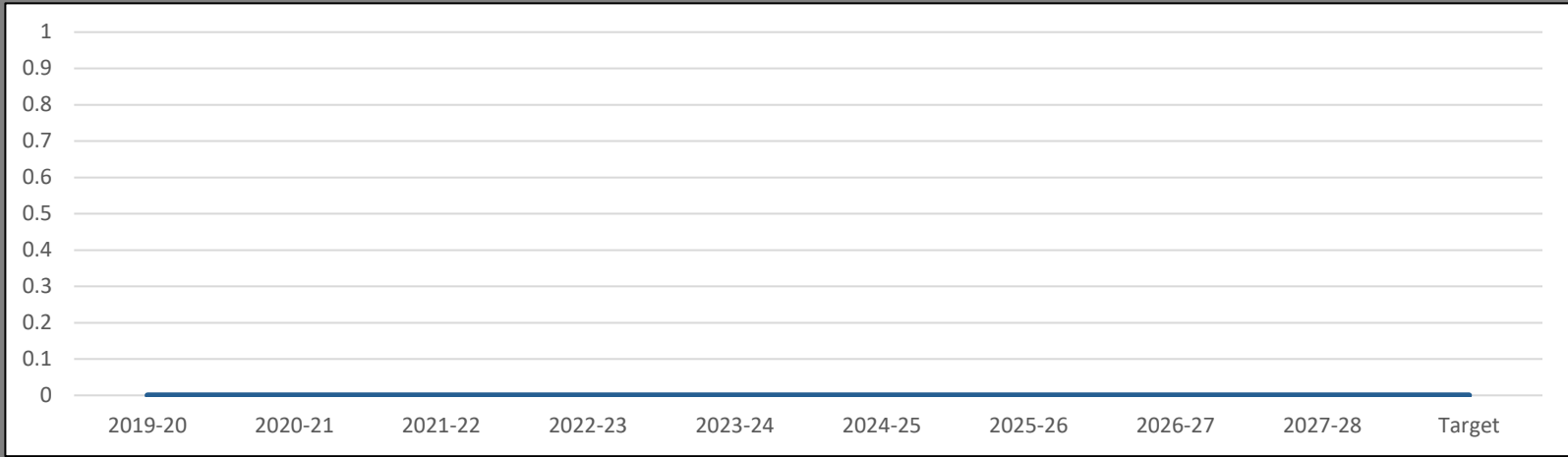
Additional Outcomes Identified by the Community (Optional)

(Optional)

Outcome #:

Additional population group outcome.

	2019-20	2020-21	2021-22	2022-23	2023-24	2024-25	2025-26	2026-27	2027-28	Target
--	---------	---------	---------	---------	---------	---------	---------	---------	---------	--------



Please insert comment here

COMMUNITY HOMELESSNESS REPORT SUMMARY

YELLOWKNIFE
2019-2021

COORDINATED ACCESS AND HOMELESSNESS MANAGEMENT INFORMATION SYSTEM (HMIS) SELF-ASSESSMENT

SUMMARY

The table below provides a summary of the work the community has done so far to implement Reaching Home's minimum requirements for Coordinated Access and an HMIS.

How many of the Reaching Home minimum requirements has the community:

Met	Started	Not yet started
6	5	7

SUMMARY COMMENT

SUMMARY COMMENT

Are there particular efforts and/or issues that you would like to highlight for this reporting period related to your community's work to achieve the Reaching Home minimum requirements? In particular, please describe your community's efforts to set-up or improve the Coordinated Access governance structure, including processes to ensure that policies and protocols, as approved by the governance group(s), are being implemented across the system as intended to achieve desired results.

Covid 19 has impacted our implementation of our Coordination Access plan. We put the implementation on hold for a year as we navigated through the pandemic. We are now, this spring, setting up the Coordinated Access sub-committee and have started meeting monthly. We are still hoping to reach the March 31, 2022 deadline. Our Homeless Resource Coordinator continues to work closely with the YWCA, Yellowknife Women's Society (YKWS) and other local organizations receiving Reaching Home funding on an ongoing basis. The Reaching Home funding allowed the Community Entity (CE) to engage CAEH to do an assessment.

Based on the information provided in the Community Homelessness Report, the community does not have to report community-level data for 2019-2020.

What is the date range for available data from the List for this fiscal report?

- First date in reporting period:

YYYY-MM-DD

- Last date in reporting period:

YYYY-MM-DD

Complete the Population Groups table below using the date range indicated for this fiscal report.

Number of unique individuals (or households where not available) in each Priority Population Group who:

Priority Population Groups	Were homeless (Measures Cumulative Homelessness)	Were new to homelessness (Measures Inflow)	Returned to homelessness from housing (one or more times) (Measures Inflow)	Returned to homelessness from transitional status (one or more times) (Measures Inflow)	Returned to homelessness from unknown status (one or more times) (Measures Inflow)	State changed from inactive to active (one or more times) (Measures Inflow)
Overall homeless	0	0	0	0	0	0
Chronically homeless	0	0	0	0	0	0
Indigenous peoples	0	0	0	0	0	0
Priority Population Groups			Moved from homelessness to housing (one or more times) (Measures Outflow)	Status changed from homelessness to transitional (one or more times) (Measures Outflow)	Status changed from homelessness to unknown (one or more times) (Measures Outflow)	State changed from active to inactive (one or more times) (Measures Outflow)
Overall homeless			0	0	0	0
Chronically homeless			0	0	0	0
Indigenous peoples			0	0	0	0



Complete the Prior Living Situations table below for all individuals (or households where not available) that were homeless for the date range indicated for this fiscal report.

	Public Institutions	Transitional	Permanent	Unknown	Total
--	---------------------	--------------	-----------	---------	-------

	Public Institutions	Housing	Housing	UNKNOWN	Total
New to homelessness	0	0	0	0	0
Returned to homelessness	0	0	0	0	0
Total	0	0	0	0	0

COMMUNITY-LEVEL DATA for 2020-2021

Based on the information provided in the Community Homelessness Report, the community does not have to report community-level data for 2020-2021 and community-level outcomes for the reporting period.

What is the date range for available data from the List for this fiscal report?

What is the date range for available data from the List for this fiscal report:

- First date in reporting period:
- Last date in reporting period:

YYYY-MM-DD
YYYY-MM-DD

Complete the Population Groups table below using the date range indicated for this fiscal report.

Number of unique individuals (or households where not available) in each Priority Population Group who:

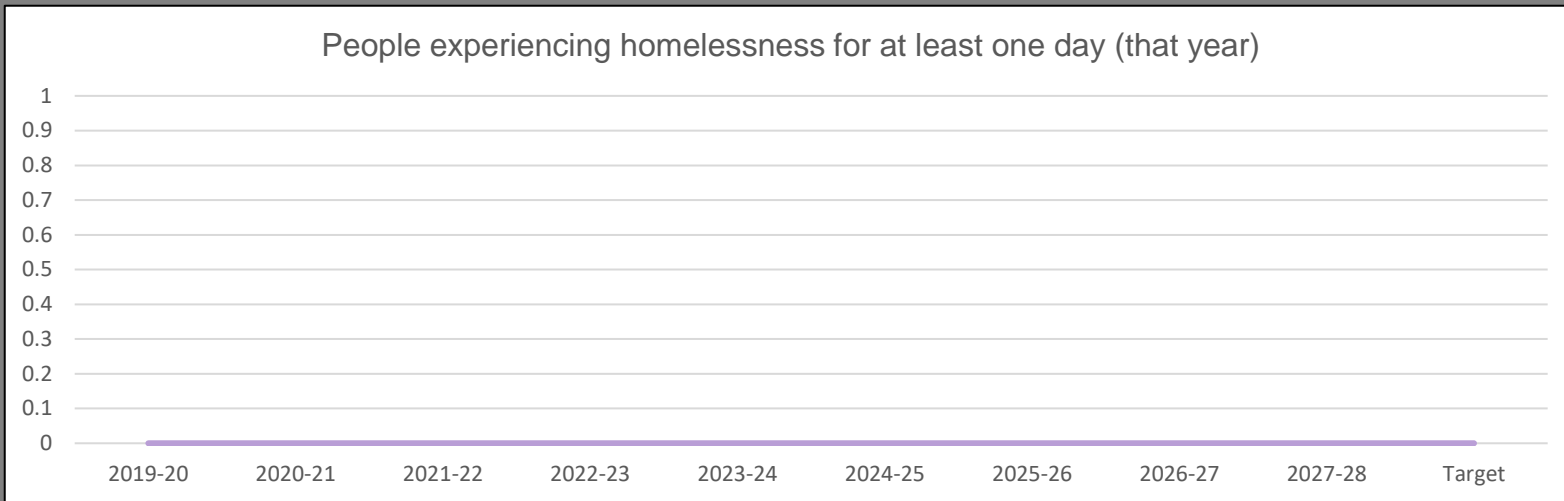
Priority	Were homeless		Returned to	Returned to	Returned to	State changed from
----------	---------------	--	-------------	-------------	-------------	--------------------

Priority Population Groups	(Measures Cumulative Homelessness)	Were new to homelessness (Measures Inflow)	homelessness from housing (one or more times) (Measures Inflow)	homelessness from transitional status (one or more times) (Measures Inflow)	homelessness from unknown status (one or more times) (Measures Inflow)	inactive to active (one or more times) (Measures Inflow)
Overall homeless	0	0	0	0	0	0
Chronically homeless	0	0	0	0	0	0
Indigenous peoples	0	0	0	0	0	0
Priority Population Groups			Moved from homelessness to housing (one or more times) (Measures Outflow)	Status changed from homelessness to transitional (one or more times) (Measures Outflow)	Status changed from homelessness to unknown (one or more times) (Measures Outflow)	State changed from active to inactive (one or more times) (Measures Outflow)
Overall homeless			0	0	0	0
Chronically homeless			0	0	0	0
Indigenous peoples			0	0	0	0

Complete the Prior Living Situations table below for all individuals (or households where not available) that were homeless for the date range indicated for this fiscal report.

	Public Institutions	Transitional Housing	Permanent Housing	Unknown	Total
New to homelessness	0	0	0	0	0

for at least one day (that year)

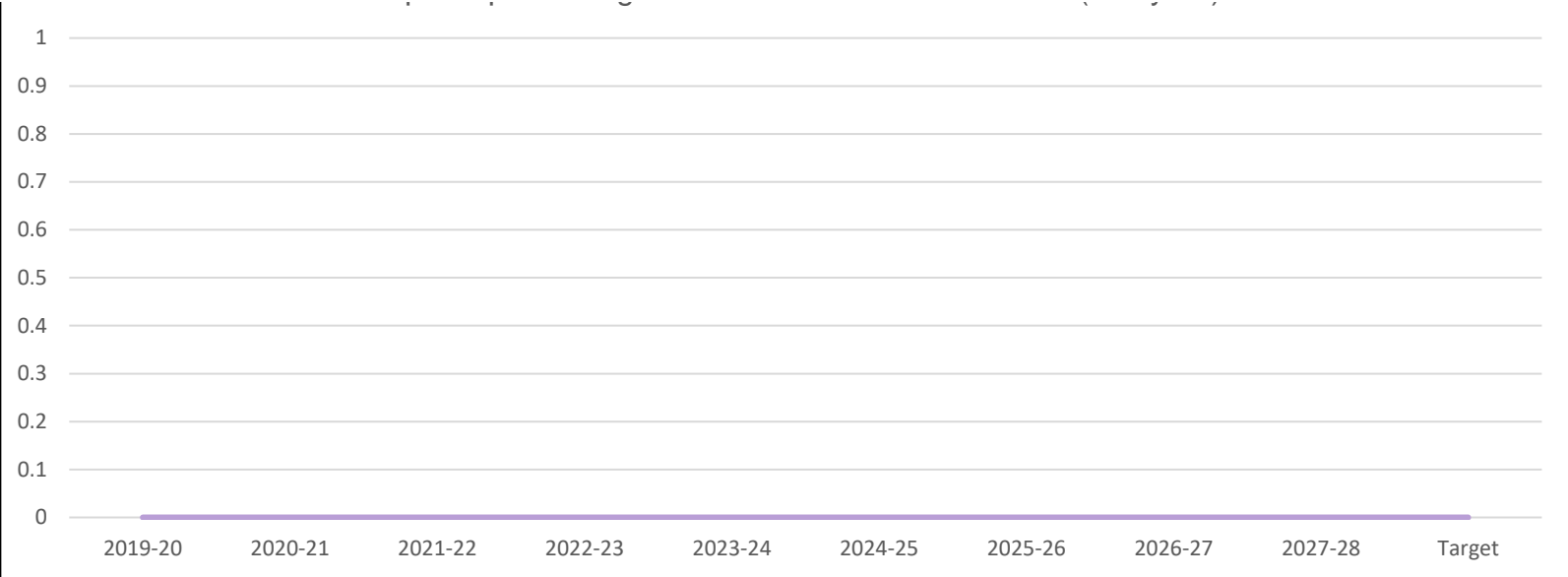


Please insert comment here

Outcome #2: Fewer people experience homelessness for the first time (new inflows into homelessness are reduced)

	2019-20	2020-21	2021-22	2022-23	2023-24	2024-25	2025-26	2026-27	2027-28	Target
People experiencing homelessness for the first time (that year)	0	0	-	-	-	-	-	-	-	0

People experiencing homelessness for the first time (that year)

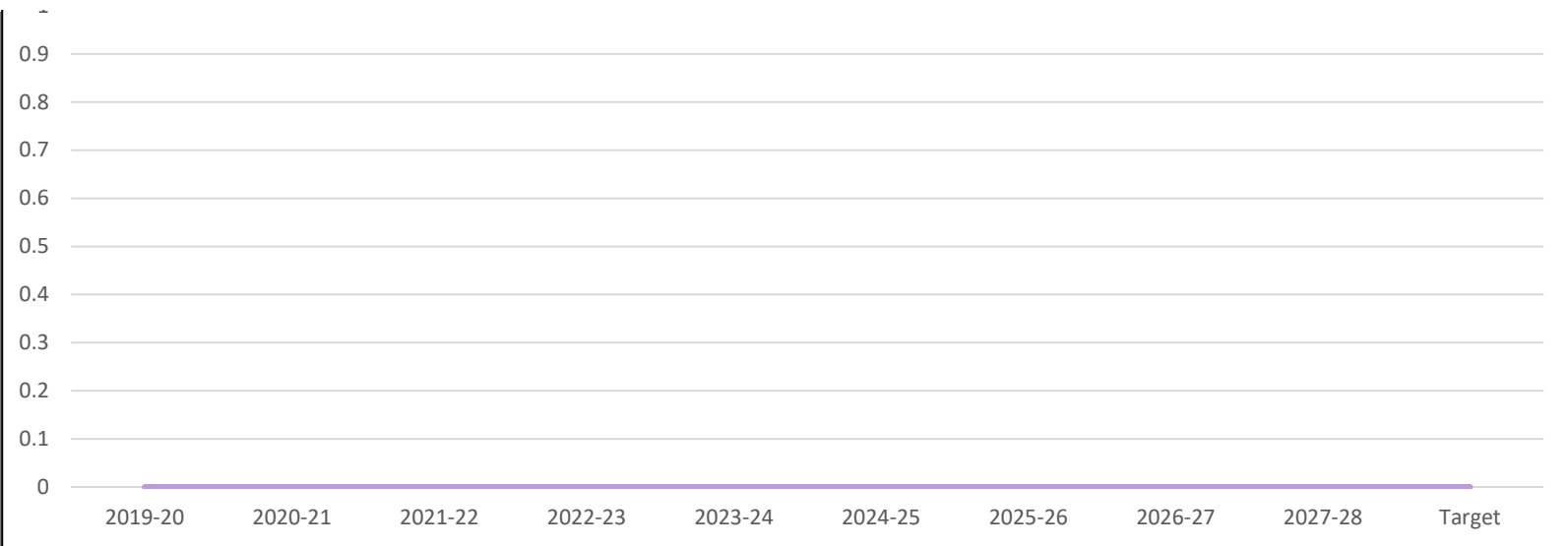


Please insert comment here

Outcome #3: Fewer people return to homelessness from housing (returns to homelessness are reduced)

	2019-20	2020-21	2021-22	2022-23	2023-24	2024-25	2025-26	2026-27	2027-28	Target
Returns to homelessness from housing (that year)	0	0	-	-	-	-	-	-	-	0

Returns to homelessness from housing (that year)

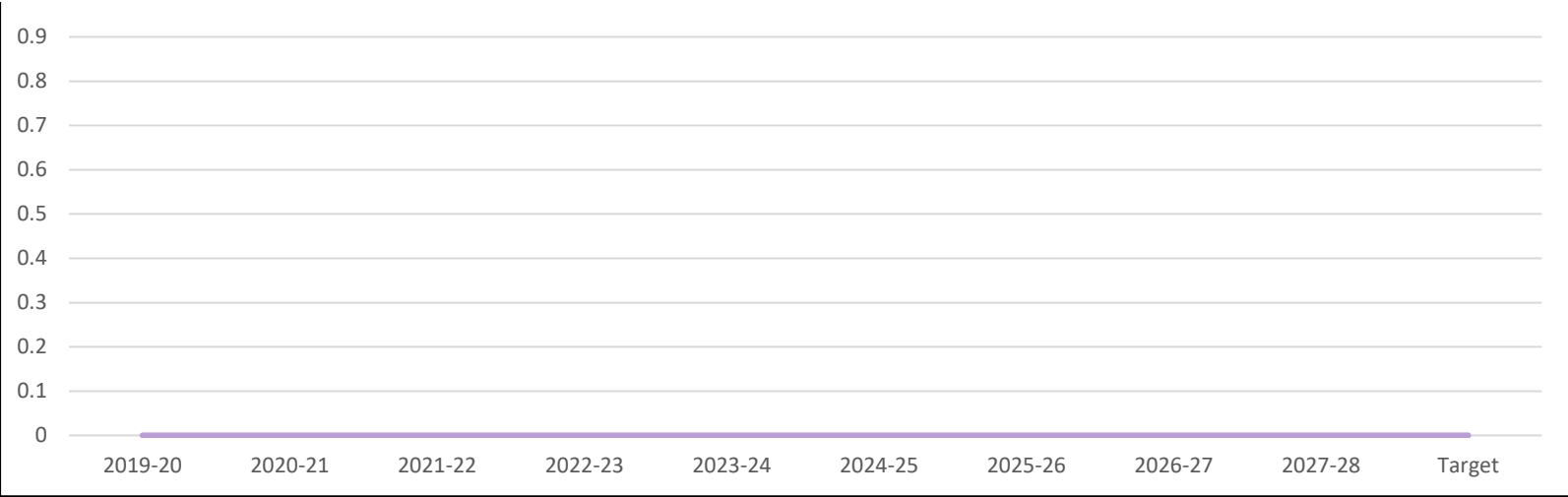


Please insert comment here

Outcome #4: Fewer Indigenous peoples experience homelessness (Indigenous homelessness is reduced)

	2019-20	2020-21	2021-22	2022-23	2023-24	2024-25	2025-26	2026-27	2027-28	Target
Indigenous peoples experiencing homelessness for at least one day (that year)	0	0	-	-	-	-	-	-	-	0

Indigenous peoples experiencing homelessness for at least one day (that year)



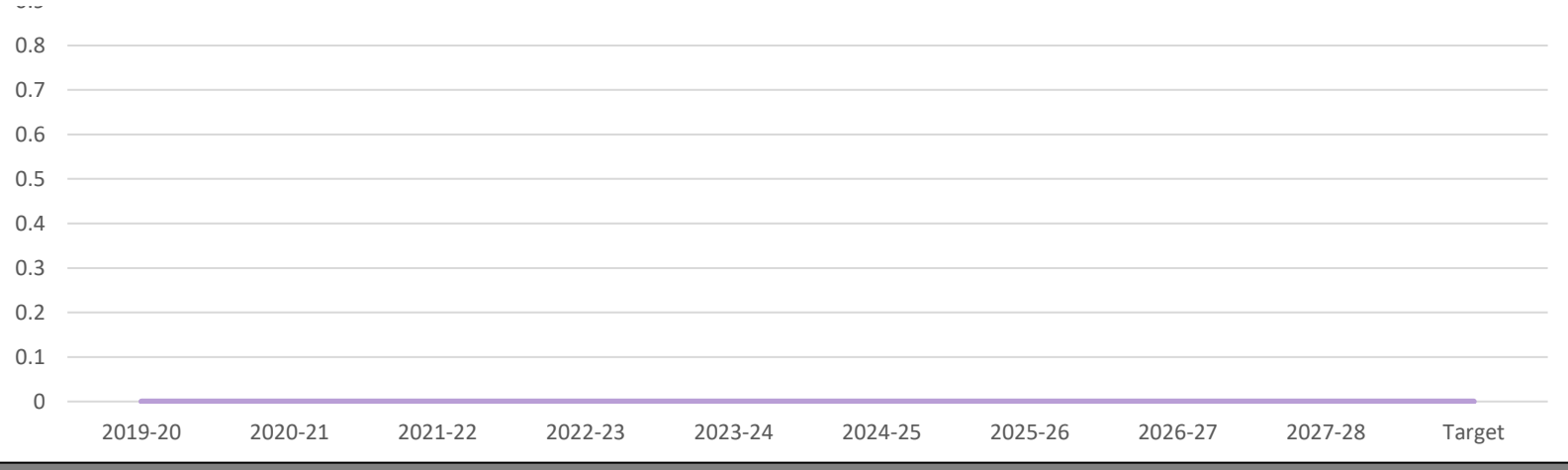
Please insert comment here

Outcome #5: Fewer people experience chronic homelessness (chronic homelessness is reduced)

	2019-20	2020-21	2021-22	2022-23	2023-24	2024-25	2025-26	2026-27	2027-28	Target
People experiencing chronic homelessness for at least one day (that year)	0	0	-	-	-	-	-	-	-	0

People experiencing chronic homelessness for at least one day (that year)

1 _____
 0.9 _____



Please insert comment here